







**BRANDING OPPORTUNITIES**  
**SHERATON**





# tdi. **BRANDING** OPPORTUNITIES | Sheraton






**Brand your event.** From elevator wraps to pop-up banners and everything in between, we have what you need to bring your event to life.

	STRUCTURE	DESCRIPTION/LOCATION
	<b>Revolving Door*</b>	Main Lobby Entrance
	<b>Statement Windows*</b>	13 Panels to south of Revolving Doors
	<b>Entrance Pillars*</b>	Round Pillars in front of Revolving Doors
	<b>Main Lobby Pillars*</b>	Main Lobby, surrounding Long Table








	STRUCTURE	DESCRIPTION/LOCATION
	<b>Butterfly Walls*</b>	Panels above Concierge Desk
	<b>Concierge Desk*</b>	Lobby
	<b>Elevators*</b>	Queen Tower Elevators
	<b>Reception Desk*</b>	Reception
	<b>Wall Cling*</b>	In front of Reception



STRUCTURE	DESCRIPTION/LOCATION
 A wide-angle shot of a modern, multi-level interior space. A prominent feature is a large, curved escalator with a glass railing, leading up from a polished, light-colored floor. The architecture includes dark, vertical structural elements and large windows in the background.	<p><b>Main Escalator*</b></p> <p>Escalator from lobby</p>
 A view of a lobby area with a polished floor. In the foreground, there is a glass display case or railing. In the background, a curved escalator and large windows are visible, showing an outdoor scene.	<p><b>Window Clings*</b></p> <p>Lobby level, around Escalators</p>
 A large, floor-to-ceiling window looking out onto a snowy outdoor area with a waterfall feature. The interior has a polished floor and modern lighting fixtures.	<p><b>Waterfall Windows*</b></p> <p>Windows surrounding Waterfall Garden</p>
 A view from an upper level looking down at a lower level. A glass railing or panel is visible in the foreground, overlooking a space with escalators and a polished floor.	<p><b>Second Floor Glass Panel*</b></p> <p>Glass Panel around Escalator</p>
 A view of a large, open hall with a patterned carpet. A large, white, rectangular pillar stands in the center. The ceiling is high with decorative lighting fixtures.	<p><b>Provincial Ballroom Pillar*</b></p> <p>Pillar outside the Provincial Ballroom</p>



STRUCTURE		DESCRIPTION/LOCATION
	<b>Panel Above Doors*</b>	2nd Floor from Provincial Ballroom to City Hall Area
	<b>City Hall Pillars*</b>	Pillars Surrounding the City Hall Room
	<b>Queen Tower Elevators* (2nd Floor)</b>	Located on the 2nd Floor near City Hall
	<b>Dominion Ballroom Statement Banner*</b>	On wall beside Coatcheck
	<b>Escalator to Concourse*</b>	Escalator from Lobby to Concourse
Note: Please create files that are split in panels with a .5" to 1" overlap bleed at the following dimensions: h23" x w52".		







STRUCTURE	DESCRIPTION/LOCATION
 <p><b>Concourse Level Pillar*</b></p> <p>Note: One of the pillars has a fire alarm on it. The Fire alarm is h38" x w12". It is located on the pillar h47" x w6" x w6".</p>	<p>Top of Escalator</p>
 <p><b>Glass Panels*</b></p>	<p>Glass Panels surrounding Escalator</p>
 <p><b>Registration Desk Pillars*</b></p>	<p>Pillars in front of Registration Desk at Concourse Level</p>
 <p><b>Hanging Statement Banner*</b></p>	<p>Hanging over from Concourse</p>
 <p><b>Concourse Escalator to Lower Level*</b></p>	<p>Escalator from Concourse to Lower Level Concourse</p>



	STRUCTURE	DESCRIPTION/LOCATION
	<p><b>Lower Concourse Pillar*</b></p> <p>Note: There is a fire alarm on one of the w23" sides. It is h14" x w4" and starts at h48" from the ground, w10" from left side - centered.</p>	<p>Pillar on Lower Concourse Level at the bottom of Escalator</p>
	<p><b>Lower Concourse Elevator Clings*</b></p>	<p>Glass surrounding Elevator on the Lower Concourse</p>
	<p><b>Pillars on Lower Concourse*</b></p>	<p>Lower Concourse around Escalator</p>
	<p><b>Grand Ballroom Entrance Panels*</b></p>	<p>Wall Panels flanking Grand Ballroom Entrance</p>
	<p><b>Directional Signs</b></p>	<p>24" x 36" Foam Boards</p>



	STRUCTURE	DESCRIPTION/LOCATION
	<b>Key Card Sleeves</b>	Client Branding artwork on both sides
	<b>Key Cards</b>	Client Branding artwork on front
	<b>Sheraton Hall Pillars*</b>	Lower Concourse
	<b>Sheraton Hall Statement Banners*</b>	Banners above doors in Sheraton Hall Area

**ADDED VALUE:** Print more, save more! Ask about volume discounts.

\*Branding Space Rental Fees may apply.



---

**TDI BUSINESS CENTRE**

**Sheraton**

123 Queen Street  
Toronto ON, M5H 2M9 CANADA  
416.363.8786  
sheraton@tdifirm.com  
tdifirm.com

**Operating Hours**

Mon – Fri: 7:30am - 6pm  
Sat & Sun:  
10am - 2:30pm

**Kay Boamah**

Director, Corporate Strategy  
437.776.2739  
kay@tdifirm.com